



District Report Card: 2017


State: Manipur	District: Ukhrul
Class: 3	Subject: Language
Schools: 55	Students: 376


Participation/Coverage


Students

<div>GENDER</div> <div></div>	Boys		Girls	
	Number	%	Number	%
	176	46.81	200	53.19

<div>AREA</div> <div></div>	Rural		Urban	
	Number	%	Number	%
	368	97.87	8	2.13

<div>CATEGORY</div> <div></div>	SC		ST		OBC		GEN	
	Number	%	Number	%	Number	%	Number	%
	3	0.80	371	98.67	1	0.27	1	0.27

<div>CWSN</div> <div></div>	LD	VI	HI	S&LD	ID	Oth
	0	1	0	0	0	11

<div>Management</div> <div></div>	Government		Government-aided	
	Number	%	Number	%
	348	92.55	28	7.45

Average Performance of Students in Language (%)

Overall	Gender		Area		Management		Social Group			
	Male	Female	Rural	Urban	Govt.	Aided	SC	ST	OBC	GEN
78.53	78.45	78.60	79.08	53.33	79.04	72.14	75.56	78.49	93.33	86.67

Performance on Learning Outcomes (LOs)

Learning Outcomes	Description	Average Performance(%)
L304	Reads small texts with comprehension i.e., identifies main ideas, details, sequence and draws conclusions	79.52
L312	Reads printed scripts on the classroom walls: poems, posters, charts etc.	76.54

Range of Performance of Students who Answered Correctly							
Below 30%		30% - 50%		50% - 75%		Above 75%	
Number	%	Number	%	Number	%	Number	%
6	1.60	35	9.31	98	26.06	237	63.03

Lowest Performing Learning Outcomes (LOs)

- 1 - Reads printed scripts on the classroom walls: poems, posters, charts etc. (76.54)
- 2 - Reads small texts with comprehension i.e., identifies main ideas, details, sequence and draws conclusions (79.52)